

# Millennium bcp

FOLLOW A STRATEGY ON YOUR  
INVESTMENT PORTFOLIO

## Certificates Allocation Strategy

Packaged Retail Investment Product (PRIIP)

This product is not simple and may be difficult to understand.



The risk indicator assumes you keep the product for 3 years. The actual risk can vary significantly if you cash in at an early stage and you may get back less.

This product does not include any protection from future market performance, so you could lose some or all of your investment.


This does not exempt the consultation of the Key Information Documents, which are available for consultation at the website [www.millenniumbcp.pt](http://www.millenniumbcp.pt)



# CERTIFICATES

## ALLOCATION STRATEGY

The **Allocation Strategy Certificates** represent the evolution of Millennium bcp's **indexed management** investment products. It is a family of **5 Multi-Asset Certificates**, corresponding to **5 investment profiles**, which allows the investor to calibrate his/her strategy according to his/her risk profile. These Certificates **replicate the behaviour** of the underlying bond and stock global indices in pre-defined proportions, deducted of **management costs** and with a **semi-annual rebalancing**. The purchase and sale of the Certificates is done at market prices, **on the stock exchange and in real time**, with liquidity provided by Millennium bcp. Therefore, the purchase of a single Certificate represents an investment with the desired allocation to thousands of bonds and stocks worldwide, providing high **Diversification**, with **Simplicity** and **Transparency**.



**DIVERSIFICATION**



**SIMPLICITY**



**TRANSPARENCY**

## Accumulated Return since 2007

BCP ALLOCATION STRATEGY	CONSERVATIVE	MODERATE	BALANCED	DINAMICS	GROWTH
2007	-0,8%	-0,9%	-1,0%	-1,2%	-1,4%
2008	-13,1%	-18,9%	-24,5%	-29,8%	-35,0%
2009	2,2%	-3,0%	-8,2%	-13,5%	-18,7%
2010	9,3%	5,7%	1,9%	-2,1%	-6,4%
2011	8,9%	4,3%	-0,6%	-5,6%	-10,9%
2012	22,7%	17,4%	11,8%	5,9%	-0,1%
2013	27,9%	24,6%	20,8%	16,6%	11,9%
2014	39,8%	37,7%	35,0%	31,7%	27,8%
2015	40,5%	40,2%	39,0%	37,0%	34,2%
2016	47,5%	48,1%	47,8%	46,6%	44,5%
2017	51,6%	53,3%	54,0%	53,7%	52,5%
2018	47,4%	48,0%	47,6%	46,2%	43,7%
2019	61,1%	66,0%	69,9%	72,8%	74,4%
2020	65,6%	71,4%	75,7%	79,4%	81,5%
2021	71,4%	84,3%	96,5%	107,6%	117,6%
2022	46,6%	57,1%	66,9%	75,7%	83,4%
mar/23	50,2%	61,7%	72,6%	82,6%	91,4%

## Annualised Return and Volatility 2007 - 31/03/2023

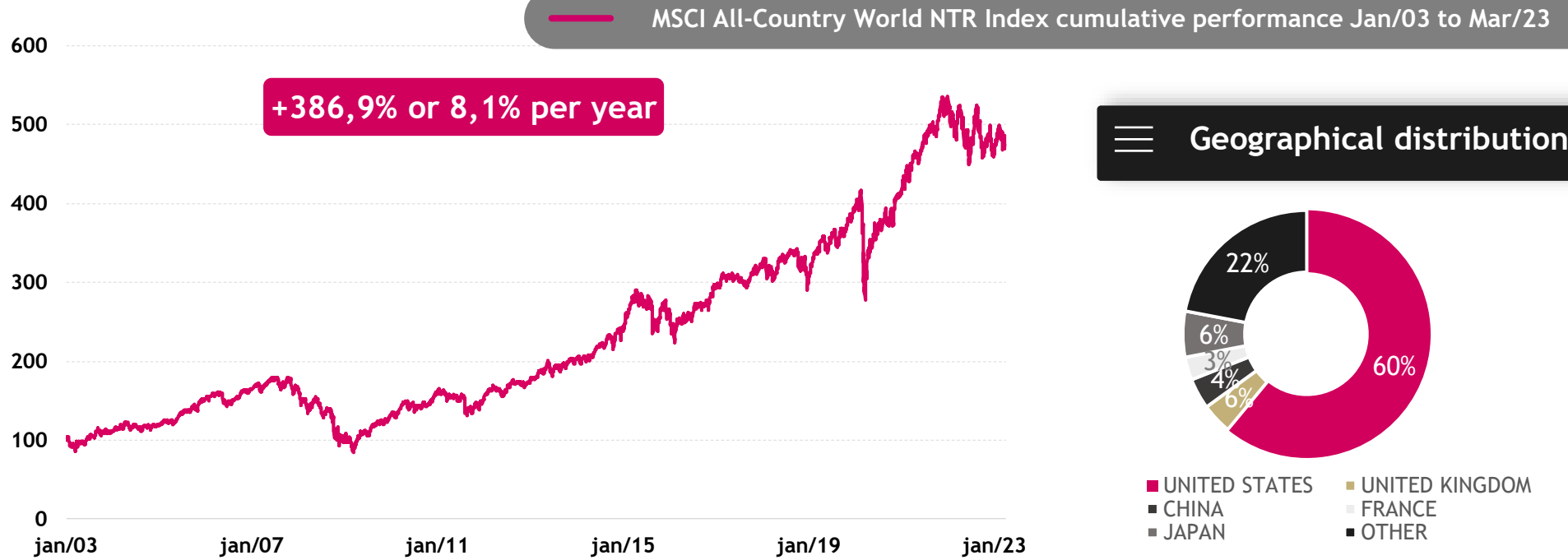
	CONSERVATIVE	MODERATE	BALANCED	DINAMICS	GROWTH
Return	2,5%	3,0%	3,4%	3,8%	4,1%
Volatility	5,7%	7,4%	9,3%	11,3%	13,4%

**Historical performances are not guarantee of future performances.**

*This table contains the performances calculated considering the values of the underlying indices on prior dates to the issue date of the Certificate and already includes the management cost. Annualised volatility was calculated based on weekly observations in the last five years.*

# UNDERLYING ASSETS

## MSCI All-Country World Net Total Return Index



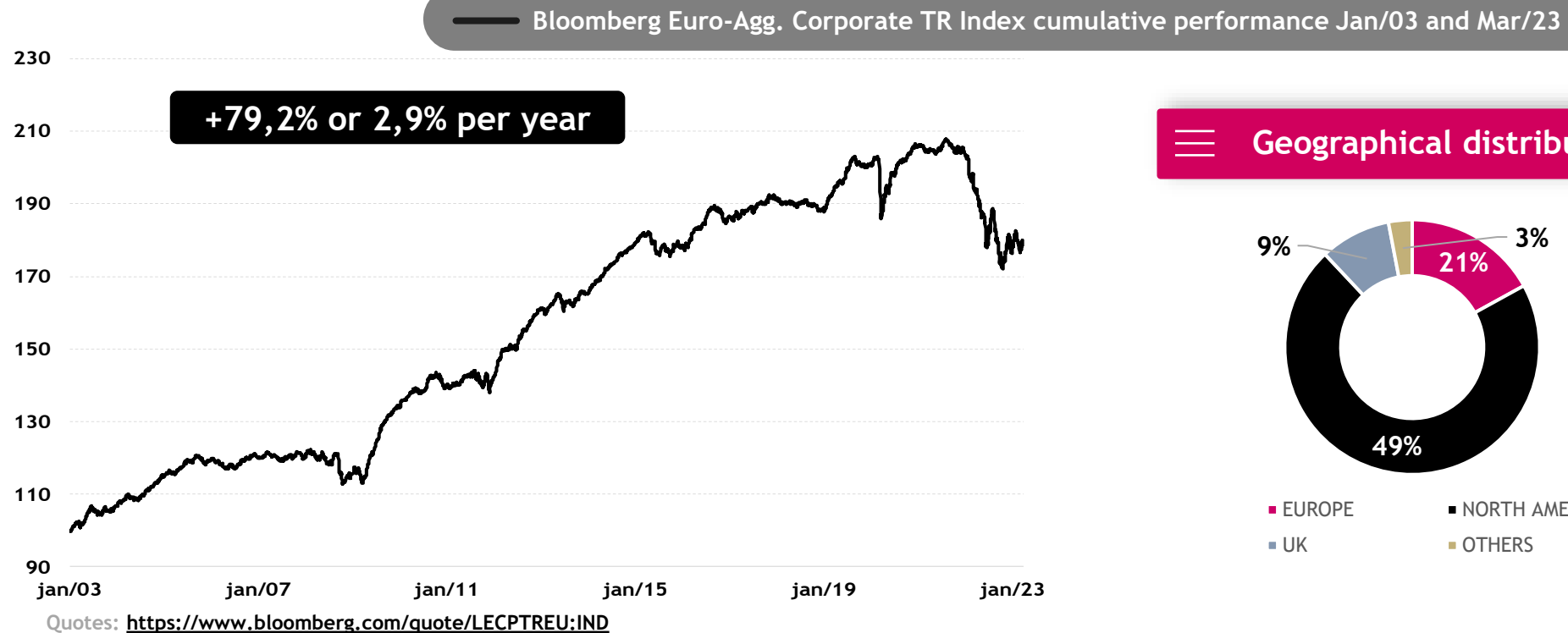
Factsheet: <https://www.msci.com/documents/10199/1ee87397-6313-4f46-87ae-6761f666558e>

Quotes: <https://www.msci.com/end-of-day-data-search>

MSCI ACWI is an index composed by the **shares of the largest worldwide companies**, including **23 developed countries** (United States, Japan, United Kingdom, France, Switzerland and Germany) and **24 emerging countries** (China, South Korea, Taiwan, India and Brazil). The index has around 2888 stocks, with the following standing out: **Apple, Johnson & Johnson, Nestlé, LVMH, ASML, SAP, Alibaba and Samsung.**

# UNDERLYING ASSETS

## Bloomberg Euro-Aggregate Corporate Total Return Index



The **Bloomberg Euro-Aggregate Corporate (Net) Total Return** index represents the global market of **Corporate Bonds in Euros** with a rating of **Investment Grade\***. It includes around 3500 bond issues, with the following standing out: BNP, Volkswagen, AT&T, Soc. Gen., Daimler, BMW, Shell, Coca-Cola, Unilever, Bayer and Danone.

\* High quality credit rating (excludes speculative rated bonds).

Source: Bloomberg Index Services Limited.

# BCP Allocation Strategy

Conservative



Allocation Strategy Profile designed for clients who want a **defensive exposure**, being predominantly exposed to the bond class.



## Management Cost



1.00%

## Trading Code



1101P

## Trading Hours



8h05 am  
4h30 pm

## Performances

1,8%

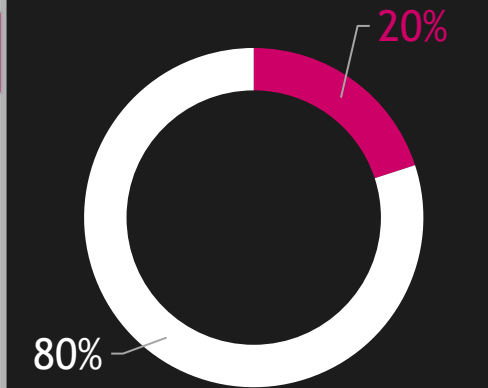
Annualised Return  
10 Year

0,9%

Annualised Return  
3 Year



## Allocation



■ MSCI ACWI NTR Index  
■ Bloomberg Euro Agg Corp NTR Index

\* Annualised returns updated to 31/03/2023 and calculated considering the values of the underlying indices on prior dates to the issue date of the Certificate and already includes the management cost. Historical performances are not guarantee of future performances.

# BCP Allocation Strategy

Moderate



Allocation Strategy Profile designed for clients who want a **moderately defensive exposure** being mostly exposed to the bond class.



## Management Cost



1.25%

## Trading Code



1102P

## Trading Hours



8h05 am  
4h30 pm

## Performances

2,9%

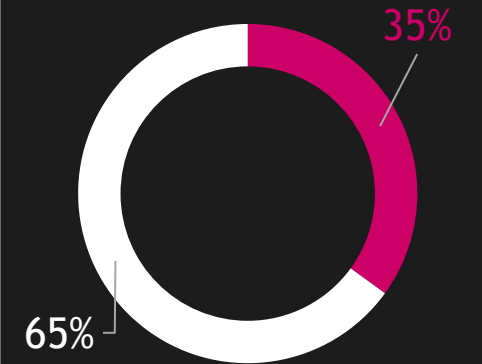
Annualised Return  
10 Year

3,2%

Annualised Return  
3 Year



## Allocation



■ MSCI ACWI NTR Index  
■ Bloomberg Euro Agg Corp NTR Index

\* Annualised returns updated to 31/03/2023 and calculated considering the values of the underlying indices on prior dates to the issue date of the Certificate and already includes the management cost. Historical performances are not guarantee of future performances.

# BCP Allocation Strategy

Balanced



Allocation Strategy Profile designed for clients who want a **balanced exposure**, being equally exposed to bond and stock classes.



Management Cost



1.50%

Trading Code



1103P

Trading Hours



8h05 am  
4h30 pm

Performances



4,0%

Annualised Return  
10 Year

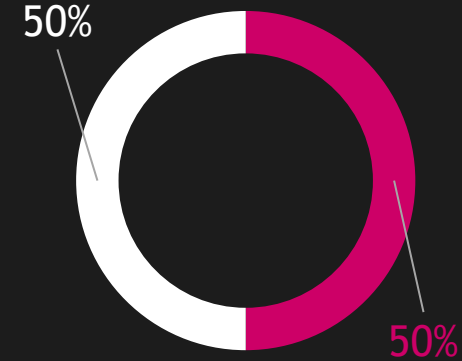


5,5%

Annualised Return  
3 Year



Allocation



■ MSCI ACWI NTR Index  
■ Bloomberg Euro Agg Corp NTR Index

\* Annualised returns updated to 31/03/2023 and calculated considering the values of the underlying indices on prior dates to the issue date of the Certificate and already includes the management cost. Historical performances are not guarantee of future performances.



# BCP Allocation Strategy

Dynamic



Allocation Strategy Profile designed for clients who want a **moderately aggressive exposure** being mostly exposed to the stock class.



Management Cost



1.75%

Trading Code



1104P

Trading Hours



8h05 am  
4h30 pm

Performances

5,0%

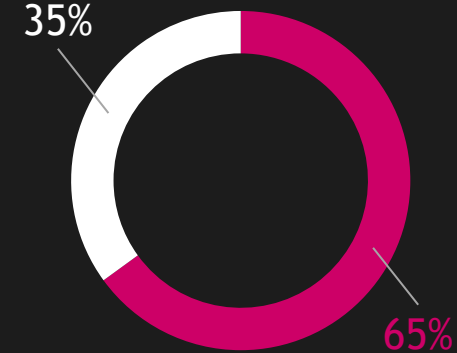
Annualised Return  
10 Year

7,7%

Annualised Return  
3 Year



Allocation



■ MSCI ACWI NTR Index  
■ Bloomberg Euro Agg Corp NTR Index

\* Annualised returns updated to 31/03/2023 and calculated considering the values of the underlying indices on prior dates to the issue date of the Certificate and already includes the management cost. Historical performances are not guarantee of future performances.

# BCP Allocation Strategy

Growth



Allocation Strategy Profile designed for clients who want an **aggressive exposure** being predominantly exposed to the stock class.



Management Cost



2.00%

Trading Code



1105P

Trading Hours



8h05 am  
4h30 pm

Performances

6,0%

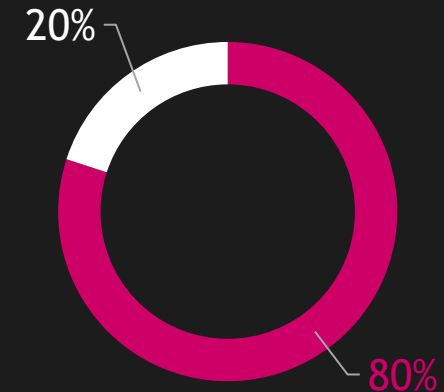
Annualised Return  
10 Year

10,0%

Annualised Return  
3 Year



Allocation



■ MSCI ACWI NTR Index  
■ Bloomberg Euro Agg Corp NTR Index

\* Annualised returns updated to 31/03/2023 and calculated considering the values of the underlying indices on prior dates to the issue date of the Certificate and already includes the management cost. Historical performances are not guarantee of future performances.



*Producer, Distributor and Entity Responsible for advertising the Certificates: BANCO COMERCIAL PORTUGUÊS, S.A., with office at Praça D. João I, 28, Porto, registered at the Commercial Registry Office of Porto with the single commercial and tax identification number 501 525 882 and Share Capital EUR 3 000 000 000,00*

*For further information please contact your account manager or call 91 827 24 24, 93 522 24 24 or 96 599 24 24 (call to national mobile network) and (+351) 21 005 24 24 (call to national fixed network). Personalised attending 24h. The cost of communications depends of the pricing agreed with your phone operator.*